


TELSEC® 800

for Monitoring, Control & Network Surveillance of Cabinets



**POWER & BATTERY
CAPACITY MONITORING**



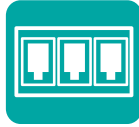
**ENVIRONMENTAL ALARM
MONITORING & CONTROL**



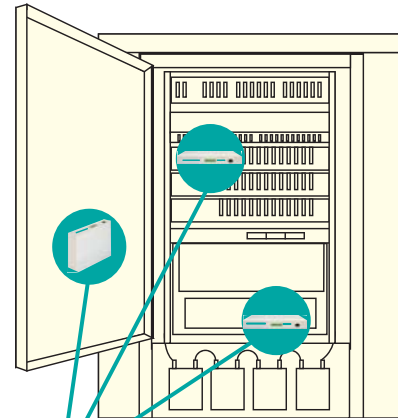
**DOOR ACCESS
CONTROL**



**TELEPHONY EQUIPMENT
MONITORING**



**4 PORT PPP/ASYNC
SERIAL BRIDGE**



**TELSEC® 800 versatile package fits
in multiple locations in a cabinet**



<http://www...>

Web browser for status & configuration



TELSEC® 800 (rack and door mountable)

The TELSEC® 800 provides an integrated, low cost surveillance solution to monitor environmental equipment, power/battery alarms, and door access control in the remote cabinet:

- Installs in remote cabinets and customer prem sites: both new construction and legacy equipment.
- Performs all controlling, monitoring, and communication functions in a single product.
- Provides critical **visibility** to the remote site through 2-way communications.
- Enables remote interrogation of temperature, float voltage, other analog sensors, and alarm and point logs from any alarm and/or maintenance center.
- Provides intelligent alarming for easier alarm interpretation, dispatch, and consistency across multiple sites, and avoids redundant alarms for the same problem.
- Compact, versatile package operates with a standard control program or can be customized to meet your requirements.
- Delivers critical battery monitoring information during discharge: predicted battery capacity and time remaining until low voltage disconnect.

Acting as your smart eyes and ears at the remote cabinet, the TELSEC® delivers large savings and quick payback by:

- Reducing visits to remote cabinet sites from false or non-descriptive alarms, or changing access codes/keys.
- Eliminating downtime by acting as an early warning system.
- Reducing capital expenditures by combining alarming and access control functions.
- Extending the life of critical operating equipment including batteries and telephony equipment.

TELSEC® 800 Features:

- Battery monitoring: predicts battery capacity and time remaining during discharge using Telcordia Algorithm.
- Alarms transported by 2-way communications via choice of modem, Ethernet, or RS232 connections, or 1-way via contact closures.
- TCP/IP over Ethernet Connectivity.
- Caller ID support ensures secure connection.
- Card access control with 3500 cards per system.
- Intrusion alarming.
- Local backlit LCD display presents active alarms and analog values.
- Built-in craft port supports local serial communications.
- Supports alarm phone numbers for calls to PCs, pagers, and printers.
- 5 password levels, up to 50 passwords.
- Non-volatile Flash memory prevents program loss and stores program upgrades sent remotely.
- Mount in 19" or 23" rack or on cabinet door.
- Web browser for status and configuration.

**Web Browser for Status
& Configuration**

**Power & Battery
Capacity Monitoring**

**TL1 Alarm
Messaging over TCP/IP**

**Low Cost, Integrated
Surveillance Solution**

**Compact Design for Rack
or Cabinet Door Mounting**

3 Year Warranty

Specifications

<i>Part Number</i>	150679; for SNMP/WEB browser option, order part number: 150769
<i>Mounting</i>	Rack mount 19" or 23", or on cabinet door
<i>Inputs</i>	8 universal inputs: analog (0-5 VDC or 0-20 mA), dry contact closure or wet contact (3-75 VDC)
<i>Outputs</i>	8 Normally Open (NO), 1 amp at 30 VDC, 0.3 amps at 60 VDC, 0.5 amps at 125 VAC
<i>Display</i>	32-character backlit LCD Display
<i>Card Access</i>	Supports industry standard Wiegand format, proximity or swipe card readers. Up to 3500 cards can be programmed per site. Logs 500 most recent events
<i>Power</i>	±18 to 65 VDC, 0.5 amps. Optional 110 VAC/220 VAC, 60 Hz, 0.5 amp
<i>Modem (with Caller ID)</i>	56K modem with Caller ID. Up to 24 phone numbers can be programmed to limit access to the system. Note: Caller ID service must be present on the phone line
<i>Serial Port</i>	One asynchronous db9 RS232 serial port. Programmable for speed, parity, and bit format
<i>Network Interface (option)</i> <i>LAN</i> <i>Protocols Supported</i> <i>Dial-up PPP</i>	Ethernet 10BaseT with RJ45 connector TCP/IP, Telnet, HTTP, SMTP, SNMP v1, v2c, Traps/Informs Provides TCP/IP connectivity over PPP via analog modem for the TELSEC® and three additional RS232 asynchronous ports for connecting external devices that require remote connectivity over the PPP interface
<i>Logging</i>	Logs all inputs, outputs, and alarms, up to 16,000 points
<i>Software</i>	Supports any off-the-shelf terminal communication software (e.g. Procomm®, HyperTerminal®) or Web browser (e.g. Internet Explorer® 6+, Firefox® 1.5+)
<i>I/O Terminals</i>	A single 50-pin Amphenol® connector for outputs, discrete and analog inputs. Supports 2 wire (tip and ring), connections for each point using 25 pair cable
<i>Battery</i>	Long life lithium: 10 year shelf life, 1.5 years under load
<i>Temp sensor accuracy</i>	±1°F (±0.5°C), temp sensor standard
<i>Ambient operating range</i>	-40 to 180°F (-40 to 82°C), 0-95% RH Non-condensing
<i>Certification</i>	NEBS Level III Approved, UL Listed, CE
<i>Dimensions</i>	1.75" H x 13.25" W x 9.5" D (45 mm x 337 mm x 241 mm)
<i>Weight</i>	4 lbs (1.81 kg)
<i>Warranty</i>	3 years

Specifications subject to change without notice.



Quest Controls, Inc.
Monitoring, Control & Test Solutions for Telecom

www.questcontrols.com

208 9th Street Drive West, Palmetto, FL 34221

Tel: (941) 729-4799 • Fax: (941) 729-5480

T8000507 Printed in U.S.A.